

Please Read this quick start guide first and be sure to follow the instructions

INCLUDED:



WATER GENERATOR



WATER STORAGE TANK



FAUCET



KEY



ETHERNET CABLE



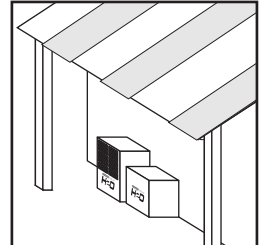
WATER HOSE

## STEP 1

Unpack your atmospheric water generator (AWG), carefully remove all tape and cardboard used in shipping

Inside the boxes you will find, hoses, an Ethernet cable, a faucet, and a key.

**Note:** Once your unit is leveled find a location that is covered so no rain is in direct contact with the unit and so it does not go below freezing .



## STEP 2

Remove the plugs from the back of both units & install the faucet on the storage tank



Connect the water generator to the storage tank (labeled INFLOW 1) with the supplied hose & Ethernet Cable

**Note:** The hose should go in about 1/4 Inch



## STEP 3

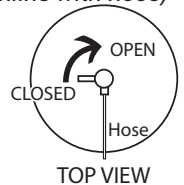
Connect the hose from the back of the storage tank (labeled OUTFLOW 2) to the faucet.

**Note:** The hose should go in about 1/4 Inch.

**Note:** Please make sure the hoses and ethernet cable are secured in place



Next, inside of the storage tank turn the pressurized tank valve to the open position. (Inline with hose)



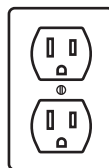
## STEP 4

Open the faucet. You should hear the unit fully depressurize., if not, repeat this step.

Turn the faucet so that it's in the "OFF" position.

DO NOT close the tank valve.

Plug in the machine directly into an outlet.



As you face the machine on the right side you will see a covered switch with two buttons below.

Turn on your machine by pressing the switch into the on position the machine will start.



### NOTES:

- In five minutes or less the compressor will go on and start to generate water.
- Let the machine run for 24 hours
- The first 2 liters of water generated (about a 1/2 gallon) might have some black sediment from the carbon filters. Discard this water. However, it is not dangerous water, it just will not taste very good. Unless you are in a survival situation please discard the first 2 liters of water.
- The machine is automatic, just leave it plugged in and enjoy.
- Your machine is now ready to drink water, enjoy.

# QUESTIONS? 888-601-5886